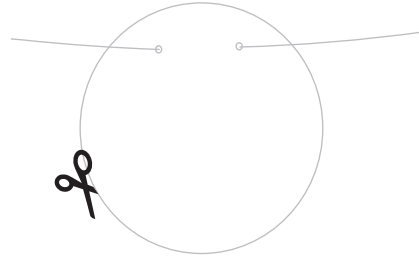




Ramadan Moon Flash Cards And Garland

Print on to card stock and cut out the shapes.




Use the flash cards to help identify the different phases of the moon. You can stick the flash card on to the window pane with washi tape every time the moon phases changes.


For the garland, cut out the moon shapes and thread string or ribbon through and display. Alternatively hang up with mini pegs and twine.




last quarter




waning gibbous




full moon




waxing gibbous




First quarter



waxing crescent







new moon



waning crescent

Ramadan Moon Garland Shapes



Ramadan Moon Garland Shapes

